



Year 10 Parents Evening 8th May 2025



Central Academy
The best in everyone™
Part of United Learning

Respect

Resilience

Ambition



United Learning
The best in everyone™

Our Mission at Central



Central Academy is...

...more than just a school, working with our school community to inspire lifelong learners that achieve their full potential in and out of the classroom, broadening horizons and create lifelong memories.

Our Vision at Central



To enable the young people of our Community to shine on the world stage of their choosing.



The Central Standard



“the experience we provide our students must be equal to the experience expected for our own children”

Our journey of improvement



- Record breaking GCSE results year on year
- Ranked in the top 5 in the North of UL for outcomes
- 6th form results are the top in the North of UL and 2nd in Cumberland
- 2nd in United Learning for progress on reading
- Our SEND students performed in-line with their peers
- Lowest bullying incidents in our school history
- Best student retention rates in our history
- Staff retention rates the best in United Learning
- This year we have 7 staff choosing to send their children here
- We are over subscribed in all year groups with our 6th form doubling in size in three years
- Good Ofsted report March 2025

The Challenge



Yr 11 20

A history

Average grade improvement by a student last year from this point:

EOY10 = 8% higher

1.1 grades (average)

cohort in their EOY

Biggest improvement

3 grades (average)

However in 2024



- 95 students missed out on their next grade by 3 marks
- Across 162 exam papers
- 3 marks = 1 extra lesson, 1 elevate, 1 Saturday session, 1 piece of homework...I could go on
- Unfortunately, some of these students didn't meet our entry requirements for 6th form

6th form Entry Requirements



A. MINIMUM REQUIREMENTS

• ENTRY TO **SIXTH FORM**:

At least 5 GCSE (or equivalent) passes at **grade 5** or above, including English language and mathematics (Students may be considered for entry with a English/Maths GCSE resit where suitable)

• ENROLMENT ON **A LEVEL** COURSES:

At least a **grade 6** in the chosen subject or equivalent if studied at GCSE

• ENROLMENT ON **APPLIED GENERAL** COURSES:

At least a **grade 5** or **level 2** pass in the chosen subject if studied at KS4

In addition to the minimum requirements above, the following subject specific requirements apply

Subject	Specific minimum requirement (APS = overall average GCSE points score)
Biology Chemistry	<ul style="list-style-type: none"> GCSE grade 5 in maths minimum GCSE grade 5 in all science and at least one grade 6 in combined or the relevant separate sciences APS 5.5
Physics	<ul style="list-style-type: none"> GCSE grade 7 in maths minimum GCSE grade 5 in all science and at least one grade 6 in combined or the relevant separate sciences APS 5.5
Computer Science	<ul style="list-style-type: none"> GCSE grade 5 in maths GCSE grade 5 in computer science APS 5.5
English literature and Language	<ul style="list-style-type: none"> GCSE grade 7 in English language and/or literature
Mathematics	<ul style="list-style-type: none"> grade 7 in GCSE maths APS 5.5
PE	<ul style="list-style-type: none"> APS 5.5 or GCSE grade 6/6-5 in science
Psychology	<ul style="list-style-type: none"> GCSE grade 6 in maths and grade 6 in English language
Law	<ul style="list-style-type: none"> GCSE grade 6 in maths and grade 6 in English language
Criminology	<ul style="list-style-type: none"> GCSE grade 6 in maths and grade 6 in English language

What does good attendance look like?



- This represents the academic year
- Students are expected to be in school every day – 190 days a year
- The puzzle is complete – the students annual learning is complete

What does good attendance look like?




- This puzzle represents a student with 98% attendance
- Students with 98% attendance can complete the picture using the surrounding pieces
- These students have had **4 days off** out of the 190 they should have in school

What does good attendance look like?



- This puzzle represents a student with less than 90% attendance: **persistent absentees**
- The puzzle is impossible to complete as there are too many pieces missing – knowledge gaps are vast
- These students have had 19+ days off out of the 190



What does good attendance look like?



- This is a list of the GCSE English language poems
- This is what a student sees who has **above 98% attendance** and has been to every English lesson
- *Every minute matters* in lessons and students who are there, are able to understand this question

Belonging


To My Sister (1798) William Wordsworth	5	We Refugees (2000) Benjamin Zephaniah	15
Sunday Dip (1800s) John Clare	6	Us (2018) Zaffar Kunial	16
Mild the Mist Upon the Hill (1839) Emily Brontë	7	In Wales, Wanting to be Italian (2014) Imtiaz Dharker	17
Captain Cook (To My Brother) (c.1820) Letitia Elizabeth Landon	8	Kumukanda (2017) Kayo Chingonyi	18
Clear and Gentle Stream (1873) Robert Bridges	10	Jamaican British (2018) Raymond Antrobus	19
I Remember, I Remember (1914) Thomas Hood	11	My Mother's Kitchen (2004) Choman Hardi	20
Island Man (1984) Grace Nicholls	12	The Émigrée (1993) Carol Rumens	21
Peckham Rye Lane (2007) Amy Blakemore	13		

What does good attendance look like?

- Students who do not have attendance above 98% have missed up to 400 minutes of English lessons
- They will not be able to answer questions relating to all of the poems. The marks they can achieve are limited before they enter the exam hall.

Attendance improves outcomes

Belonging



Sunday Dip (1800s) 6
John Clare

Mild the Mist Upon the Hill (1839) 7
Emily Brontë



Clear and Gentle Stream (1873) 10
Robert Bridges


I Remember, I Remember (1914) 11
Thomas Hood

Island Man (1984) 12
Grace Nicholls



We Refugees (2000) 15
Benjamin Zephaniah

Us (2018) 16
Zaffar Kunial



Kumukanda (2017) 18
Kayo Chingonyi

Jamaican British (2018) 19
Raymond Antrobus



The Émigrée (1993) 21
Carol Rumens

How attendance work?



- At 8.55am and 13.20pm we report attendance formally (am and pm session)
- There are **2 sessions** a day – not in for one and you are on 50% for that day

This is a PERFECT week

Each session is worth 10%

Each day is worth 20%

Every session off is 0.25% and every day off is 0.5%

Monday	8.55am mark	1.20pm mark
Tuesday	8.55am mark	1.20pm mark
Wednesday	8.55am mark	1.20pm mark
Thursday	8.55am mark	1.20pm mark
Friday	8.55am mark	1.20pm mark

How attendance work?



- At 8.55am and 13.20pm we report attendance formally (am and pm session)
- There are **2 sessions** a day – not in for one and you are on 50%

Gary comes to school on Monday at 10am as he was tired from a late night on Sunday.

This is Garys weekly – now 90%

His yearly attendance is now 99.75%

Monday	8.55am mark	1.20pm mark
Tuesday	8.55am mark	1.20pm mark
Wednesday	8.55am mark	1.20pm mark
Thursday	8.55am mark	1.20pm mark
Friday	8.55am mark	1.20pm mark

How attendance work?



- At 8.55am and 13.20pm we report attendance formally (am and pm session)
- There are **2 sessions** a day – not in for one and you are on 50%

The following week, Gary has a sore throat on Monday. He then has a dentist appointment at 12pm Friday. He doesn't bother coming in before and doesn't return afterwards.

This is Gary weekly attendance – 60%

His yearly attendance is now based on last week and this week - 98.75%

Monday	8.55am mark	1.20pm mark
Tuesday	8.55am mark	1.20pm mark
Wednesday	8.55am mark	1.20pm mark
Thursday	8.55am mark	1.20pm mark
Friday	8.55am mark	1.20pm mark

How attendance work?



- At 8.55am and 13.20pm we report attendance formally (am and pm session)
- There are **2 sessions** a day – not in for one and you are on 50%

Katie never sets an alarm. Her mum wakes her up after returning from a night shift. Katie arrives to school every morning at 9.10am.

This is Katies weekly attendance – 50%

Based on this week, her yearly attendance is 98.75%

Monday	8.55am mark	1.20pm mark
Tuesday	8.55am mark	1.20pm mark
Wednesday	8.55am mark	1.20pm mark
Thursday	8.55am mark	1.20pm mark
Friday	8.55am mark	1.20pm mark

How attendance work?

Our school target is 96%

Attendance during school year	Days lost in a year	Which is approximately	Approximate number of lessons missed
95%	9.5 days	2 weeks	30 lessons
90%	19 days	4 weeks	60 lessons
85%	28.5 days	6 weeks	90 lessons
80%	38 days	8 weeks	120 lessons

- A '**persistent absentee**' will **miss 10% or more** schooling across the school year
- Pupils who miss **more than 50%** of school are defined as '**severely absent**'

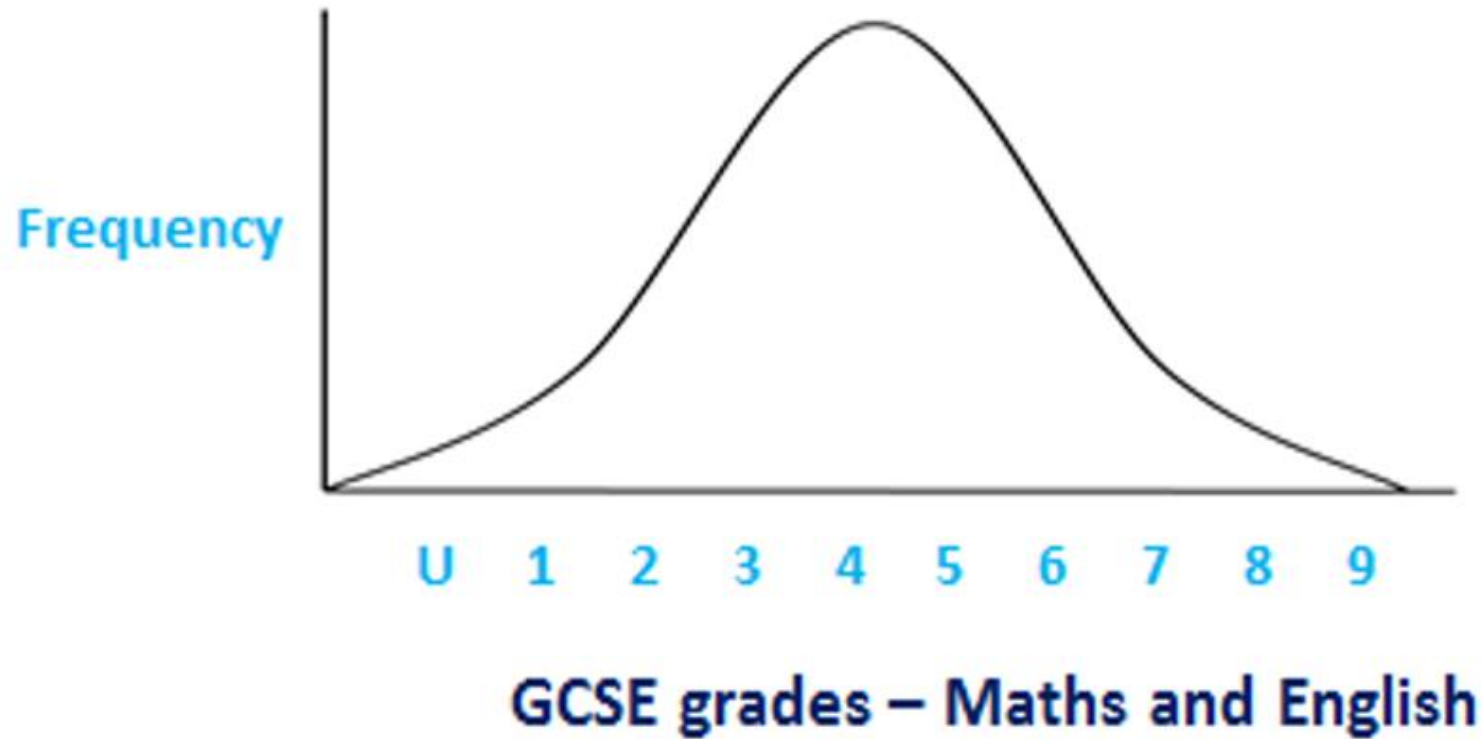
What about my End of Year exams?



- Commence on 12th June
 - Space to revise
 - Revision timetable
 - Revision guides
 - Past paper questions
 - Homework
 - Hold students to account!



How are GCSEs Marked?



You are competing against students from all across the country.

How will we get there?



- Elevate - Tutor
- Independent work/Homework
- 96% Attendance

....Hard work!



Elevate - Tutor



- Split into options subjects
- Based upon your Mid-Year Assessments
- Will change throughout the year
- Targeted intervention

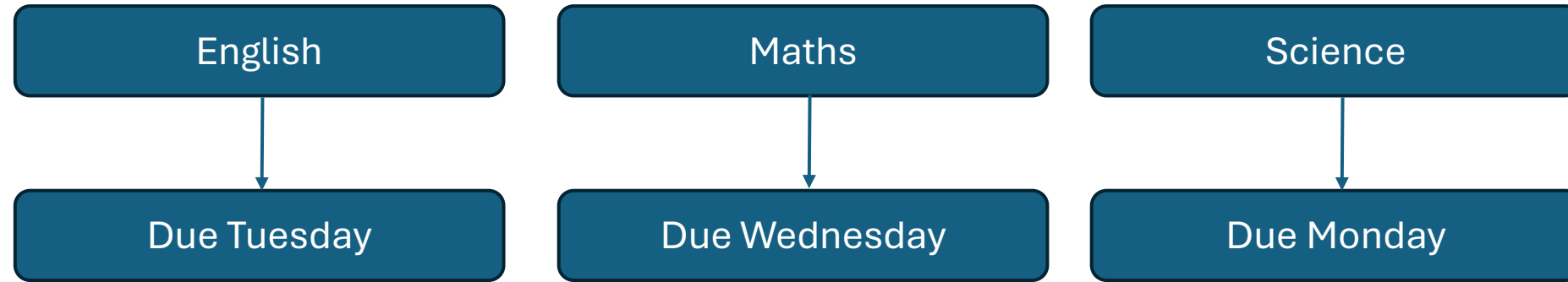
Homework



- Delivered by all subjects – put on Arbor
- Linked with your current learning
- No excuses – this is part of your learning!



Homework – Deadlines



- Year 10 homework catch-up is on a Tuesday afterschool with GBA and DCA

What is next?



- 1-1 Meetings with a member of SLT
- Target grades issued
- End of Year exams!!

What is next – Year 11!



- EoY Results day – September 4th
 - EoY Results & Y11 Targets
- Lesson 4 (until 4pm)
- Lunch and Learn
- Tutor Groups in Y11
- Mocks

